

RABIES ANTIGEN TEST KIT

The Rabies antigen (RAB Ag) test kit employs lateral immunochromatographic assay in the qualitative detection of RAB Ag.

MATERIALS PROVIDED

- ◆ 10 aluminum foil pouches each containing one RAB Ag card with a dropper & desiccant
- ◆ 10 sample collection tubes containing assay diluents
- ◆ 10 single packed swabs
- ◆ literature

STORAGE STABILITY

The test kit may be stored in a cool environment or at room temperature (2-30 °C). DO NOT FREEZE. Avoid direct exposure to sunlight. Stability deteriorates after the expiration date.

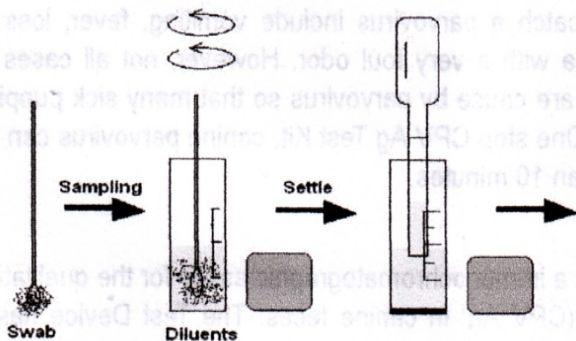
SPECIES: dog, cat

SPECIMEN:

- ◆ saliva, *or*
- ◆ 10% brain tissue fluid homogenate

SAMPLE PREPARATION

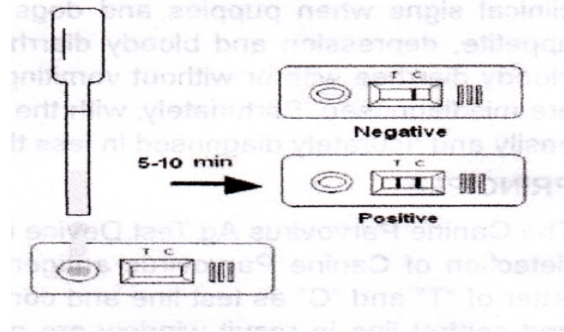
1. Collect samples using the cotton swab.
2. Insert swab into collection tube and mix with assay diluent.
3. Use dropper to aspirate specimen from the collection tube.



TEST PROCEDURE

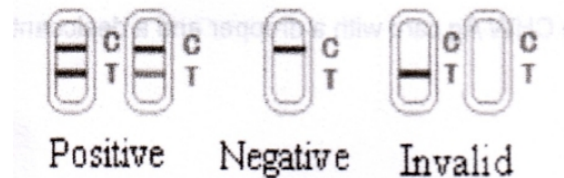
1. Specimen and test kit components should be at room temperature prior to testing.
2. Place the test device horizontally.
3. Put 3 drops of the specimen into the "S" hole.

4. Interpret test results within 10 minutes. Results after 10 minutes are invalid.



INTERPRETATION OF RESULTS

- ◆ The presence of only 1 color band ("C") in the result window is a NEGATIVE result.
- ◆ The presence of 2 color bands ("T" and "C") in the result window is a POSITIVE result. It will not matter which color band appeared first. The color bands may be dark or faint in color.
- ◆ If no color band is present, or only the "T" color band is present, the result is considered INVALID.



STATISTICS

- ◆ Specificity >99%
- ◆ Sensitivity: saliva >90%
- ◆ Sensitivity: brain >95%

DISTRIBUTOR

Aycardo Veterinary Center Inc.
188 N. Bacalso Avenue, Cebu City 6000 Philippines
Telefax: (032) 238-3972
Email: sales@aycardovetcenter.com

MANUFACTURER

Quicking Biotech Co., Ltd., China
ISO 13485:2003 Certified
ISO 9001:2000 Certified