

LEISHMANIA ANTIBODY TEST KIT

This kit employs lateral immunochromatographic assay in detecting Leishmania antibodies (Leishmania Ab).

MATERIALS PROVIDED

- ◆ 10 aluminum foil pouches each with a test card and a dropper
- ◆ 1 diluent (buffer) bottle
- ◆ literature

STORAGE STABILITY

Test kits stored at 2-30 °C can be used for 18 months after date of manufacture. DO NOT KEEP IN A REFRIGERATOR.

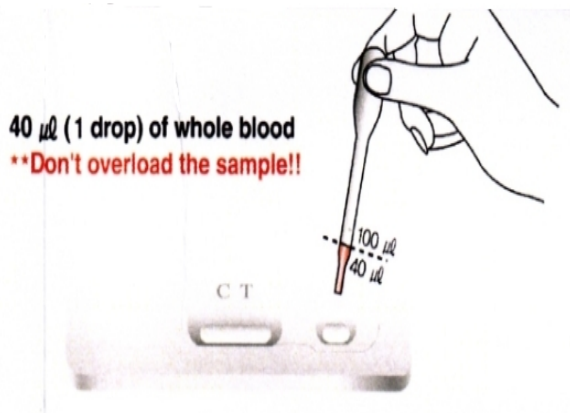
SPECIES: dog

SPECIMEN

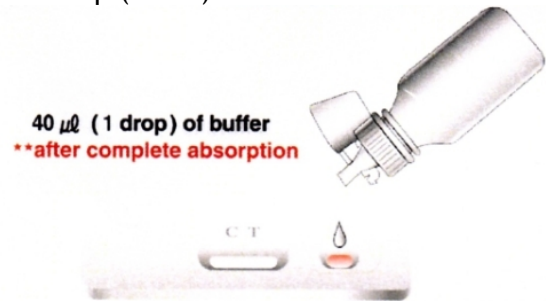
- ◆ whole blood
- ◆ plasma, *or*
- ◆ serum

TEST PROCEDURE

1. Specimen and test kit components should be at room temperature prior to testing.
2. To collect SERUM, let blood stand to clot for 30 minutes, then centrifuge. The supernatant fluid is the serum.
3. To collect PLASMA, place blood in a heparin or EDTA tube. Then centrifuge. The yellowish supernatant fluid is the plasma.
4. Use dropper as pipette to collect whole blood, plasma or serum.
5. Place the test device horizontally.
6. Dispense 1 drop (40 uL) of fluid into the specimen well ("S").




7. When specimen is completely absorbed, add 1 drop (40 uL) of buffer.



8. Interpret test results within 10 minutes. Results after 10 minutes are invalid.

INTERPRETATION OF RESULTS

- ◆ The presence of only 1 color band ("C") in the result window is a NEGATIVE result.
- ◆ The presence of 2 color bands ("T" and "C") in the result window is a POSITIVE result. It will not matter which color band appeared first. The color bands may be dark or faint in color.
- ◆ If no color band is present, or only the "T" color band is present, the result is considered INVALID.



STATISTICS

- ◆ Specificity >99%
- ◆ Sensitivity >99%

DISTRIBUTOR

Aycardo Veterinary Center Inc.
188 N. Bacalso Avenue, Cebu City 6000 Philippines
Telefax: (032) 238-3972
Email: sales@aycardovetcenter.com

MANUFACTURER

VetAll Laboratories, Korea
ISO 9001 Certified